

CB SERIES Ultra-High Purity Check Valves



PRODUCT APPLICATION

This CB stainless steel check valve series is intended for bulk gas distribution service where containment, cleanliness and purity are of utmost importance. Applications for this check valve are:

- High purity gas service for the semiconductor industry
- Prevents undesired reverse flow in high-purity gas systems
- Superior containment and cleanliness for your most critical valve applications
- Suitable for inert and most toxic gases
- Most suitable for isolation applications

PRODUCT FEATURES

- ▶ Designed for Ultra-High Purity
- ▶ High-Purity Stainless Gas Containment
- ▶ Packless Design
- ▶ No Internal Particle Shedding Components
- ▶ Electropolished Wetted Surfaces to 10 Ra max (Optional surface finishes available)
- ▶ Maximum Leak Rate of 1×10^{-7} scc/s He for Foil Seal and Viton® Seal*
- ▶ Purge Connections and Purge Valves are Integral in Valve Body
- ▶ Assembled and Tested in CLASS 10 Cleanroom
- ▶ Inboard and Across the Seat Leak Tested with 100% Helium
- ▶ Valve Bodies and Tube Stubs are Serialized for Material Certification
- ▶ Cleaned For High-Purity Gas Service
- ▶ Purged and Final Packaged in CLASS 1 Cleanroom Double-Bag Packaging with N₂ Gas Environment Supplied from a Liquid Source

*Excluding Permeation of Viton

CONSTRUCTION MATERIALS

CB 1000

- 316L Stainless Bonnet
- 316L Stainless Steel Stem
- Kel-F Piston Guide
- Nickel Gasket
- 316L Stainless Steel Piston
- 302 Stainless Steel Spring
- Electropolished 316L Stainless Steel Tube Stub
- Electropolished 316L Stainless Steel Body
- Viton Seal
- Kel-F Guide

INLET OUTLET

Standard Purge Ports

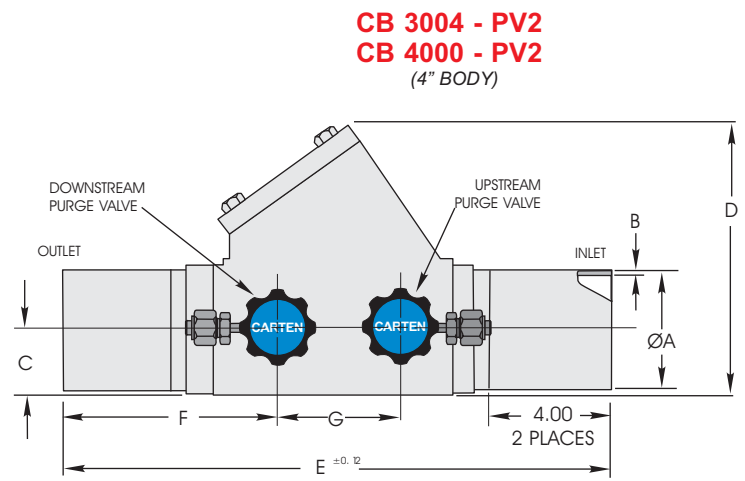
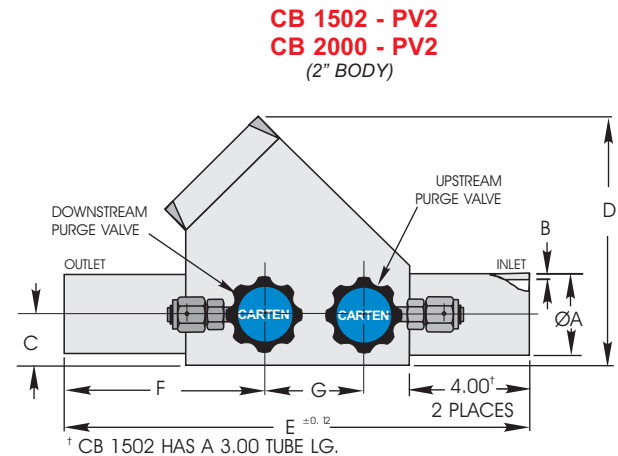
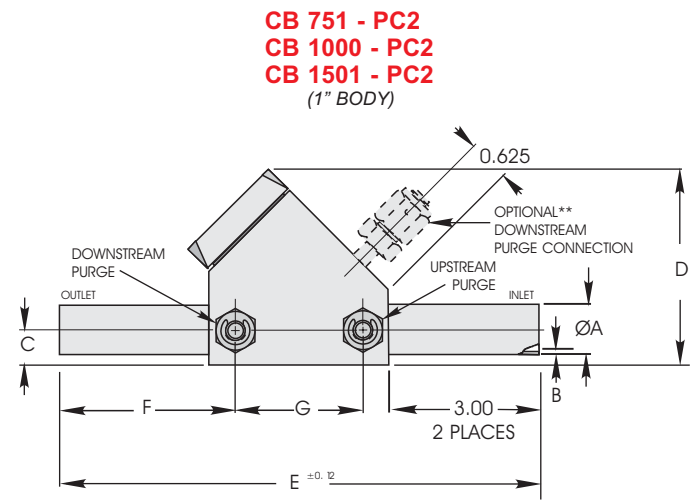
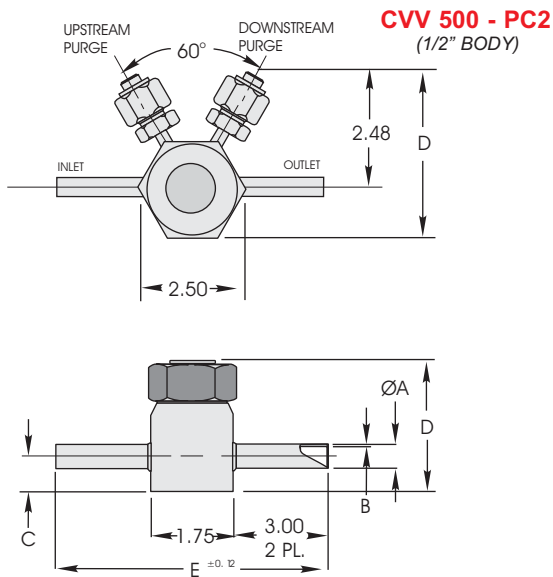
CW and CB SERIES - Technical Data

CONSTRUCTION MATERIAL	Wetted Areas	316L Stainless Steel, Nickel, Viton, CTFE		
	Non-Wetted Areas	316L, Nickel Plated Brass (CVV500)		
MAXIMUM OPERATING PRESSURE	CB Series	Vacuum to 250 psi (17 BAR)		
MAXIMUM OPERATING TEMPERATURE	CB Series	250° F (121°C)		
FLOW COEFFICIENT (C _v)*	MODEL	C _v	CP	PFO
	CW 500	1.93	1.65 psig	4.3 psig
	CB 751	10.96	1.6 psig	12 psig
	CB 1000	15.21	1.6 psig	12 psig
CRACKING PRESSURE (CP)	CB 1501	16.73	1.6 psig	12 psig
	CB 1502	42.43	0.6 psig	6 psig
PRESSURE TO FULL OPEN (PFO)	CB 2000	51.26	0.6 psig	6 psig
	CB 3004	158.8	0.1 psig	2 psig
	CB 4000	165.5	0.1 psig	2 psig
	*Full open without spring			

HELIUM LEAK TEST	Inboard/across the seat	1x10 ⁻⁷ scc/s He max.	Rated
		1x10 ⁻⁶ scc/s He max.	Std. Production
Helium test performed with 100% helium			
CLEANLINESS	Assembled and tested in CLASS 10 cleanroom. Purged and Final packaged in CLASS 1 cleanroom. Double-bag packaging (2 mil nylon inner bag, 6 mil polyethylene outer bag) with N ₂ gas environment supplied from a liquid source.		
STANDARD FINISH	Electropolished to 10 Ra (0.25 Ra _m) on all wetted surfaces		
OPTIONS	Surface finish - 5 Ra Particle/Moisture testing SEM and ESCA testing, Auger analysis Single purge valve connection Tube extension length or fittings Material: VAR; VIM / VAR		

Specifications are subject to change without notice.
Viton is a registered trademark of the Dupont Company

CB and CVV SERIES - Valve Dimensions



Standard purge connections and purge valve sizes are 1/4".

MODEL NO.	A*	B*	C	D	E	F	G	Body Width	Approx. Weight
CVV 500	0.500	0.049	0.715 (18.1mm)	2.75 (69.8mm)	7.83 (198.9mm)	N/A	N/A	2.00 (50.8mm)	2.25 Lb (1.02 Kg)
CB 751	0.750	0.065	0.75 (19.05mm)	3.94 (100.1mm)	11.55 (293.4mm)	4.53 (115.1mm)	2.50 (63.5mm)	2.25 (57.2mm)	5.9 Lb (2.7 Kg)
CB 1000	1.000	0.065	0.75 (19.05mm)	3.94 (100.1mm)	9.53 (242.1mm)	3.52 (89.4mm)	2.50 (63.5mm)	2.25 (57.2mm)	5.9 Lb (2.7 Kg)
CB 1501	1.500	0.065	0.75 (19.05mm)	3.94 (100.1mm)	13.45 (341.6mm)	5.48 (139.2mm)	2.50 (63.5mm)	2.25 (57.2mm)	5.9 Lb (2.7 Kg)
CB 1502	1.500	0.065	1.25 (31.75mm)	6.28 (159.5mm)	15.42 (391.7mm)	5.02 (127.5mm)	2.50 (63.5mm)	3.38 (85.8mm)	19.0 Lb (8.6 Kg)
CB 2000	2.000	0.065	1.25 (31.75mm)	6.28 (159.5mm)	13.50 (342.9mm)	6.02 (152.9mm)	2.50 (63.5mm)	3.38 (85.8mm)	19.0 Lb (8.6 Kg)
CB 3004	3.000	0.065	2.12 (53.8mm)	8.97 (227.8mm)	25.62 (650.7mm)	10.43 (264.9mm)	4.25 (107.9mm)	5.12 (130.0mm)	46.5 Lb (21.1 Kg)
CB 4000	4.000	0.083	2.12 (53.8mm)	8.97 (227.8mm)	17.90 (454.7mm)	6.57 (166.9mm)	4.25 (107.9mm)	5.12 (130.0mm)	46.5 Lb (21.1 Kg)

* Metric tube sizes and wall thicknesses are available upon request.
 Note 1: All tolerances are ±0.06 in. unless otherwise stated.
 Note 2: Dimensional drawings shown are for reference only. Please contact the manufacturer for customer drawings showing updated dimensions.
 Note 3: Optional downstream purge connection and location available on all CB models. **CARTEN CONTROLS INC.**